



FLAME-FREE REFRIGERANT FITTINGS

Increase productivity and profitability

ZoomLock® flame-free refrigerant fittings are specially designed to work without brazing, which automatically makes your job simpler and faster when joining copper tubes.


Professionals who have tried ZoomLock flame-free refrigerant fittings report their time and labor costs on tube connections are typically reduced 60% on average by eliminating the need for brazing. The biggest benefits are **more productivity and increased profit**, but there are also many other exciting advantages to flame-free tube connecting.

The ZoomLock flame-free fittings technology is patented and manufactured in the USA by RLS LLC, a Marmon Berkshire-Hathaway company. RLS LLC leverages over 100 years of copper forming experience with its sister-division Cerro Flow Products.



The ZoomLock Advantage

- For HVAC/R up to 700 psi
- Huge labor and time savings
- Less equipment required
- Safer conditions
no fire hazards
- No hot-work permits
- No need to
nitrogen-purge
- More flexible access
to job sites



ZoomLock Flame-Free Refrigerant Fittings



Applications

- High Pressure HVAC/R
- Glycol
- Non-Potable Water

Product Parameters

- **Continuous Operating Temperature:**
250°F / 121°C
- **O-Ring Temperature Rating:**
-40°F to +300°F
-40°C to +149°C
- **Maximum Rated Pressure (MRP):**
700 psi / 48 bar
- **Minimum Burst Pressure (UL 207):**
2,100 psi / 145 bar
- **Vacuum Pressure Capability:**
20 Microns
- **External Leak Rate:**
<0.1 Ounces of Helium per Year at Operating Pressure Range
- **Vibration Resistance:**
Conforms to UL109
- **Size Availability (Inches):**
1/4, 5/16, 3/8, 1/2, 5/8, 3/4, 7/8, 1-1/8, 1-3/8
- **Coming Soon:**
1-5/8", 2-1/8"

Fitting Materials

- **Fitting Body:**
Refrigerant Grade Copper, per ASTM-B75 or ASTM-B743
- **O-Ring:**
HNBR

Fitting Warranty

- Read page 30 for more details.

Compatibility

- **Approved Oils:** Mineral Oil, POE, PVE, PAG
- **Approved Tubing Materials:**
Copper to Copper Connections
- **Approved Tubing Tolerance:**
ASTM B280, UNI EN 12735
- **Approved Copper Tubing Types for Use with Klauke® 19 kN and RIDGID® Compatible Jaws:**
Hard Copper (Drawn)
- 1/4" – 1-3/8" Type ACR, M, L, K
Soft Copper (Annealed)
- 1/4" – 1-3/8" Type ACR, L, K
- **Approved Copper Tubing Types for Use with Klauke® 15 kN Compatible Jaws:**
Hard Copper (Drawn)
- 1/4" – 1-1/8" Type ACR, M, L
- Type K only up to 7/8"
Soft Copper (Annealed)
- 1/4" – 1-1/8" Type ACR, L
- Type K only up to 7/8"

Agency Approvals and Certifications

- UL Listed: 207, SA#33958, SDTW(7) (Except where noted)
- UL Listed: Approved use for field and factory installations
- ASHRAE-15, ANSI 15, ASME B31.5, ANSI 31.5
- ICC-ES, PMG-1296
2018, 2015, 2012, 2009, 2006
International Mechanical Code (IMC)
2018, 2015, 2012, 2009, 2006
International Residential Code (IRC)
2018, 2015, 2012, 2009, 2006
Uniform Mechanical Code (UMC)
- CRN - Approved for couplings and 90 degree elbows. Others coming soon.

Approved Refrigerants

■ 32*	■ 424A	■ 453A
■ 125	■ 427A	■ 454A*
■ 134a	■ 434A	■ 454B*
■ 143a*	■ 437A	■ 454C*
■ 152a*	■ 438A	■ 455A*
■ 227ea	■ 442A	■ 456A
■ 290*	■ 444A*	■ 457A*
■ 404A	■ 444B*	■ 458A
■ 407A	■ 445A*	■ 507A
■ 407B	■ 446A*	■ 513A
■ 407C	■ 447A*	■ 513B
■ 407F	■ 448A	■ 515A
■ 407G	■ 449A	■ 515B
■ 407H	■ 449B	■ 600*
■ 410A	■ 449C	■ 600a*
■ 417A	■ 450A	■ 718
■ 421A	■ 451A*	■ 1234yf*
■ 422A	■ 451B*	■ 1234ze*
■ 422B	■ 452A	■ Ethylene Glycol
■ 422C	■ 452B*	
■ 422D	■ 452C	

* Flammable refrigerants. Check with local building or mechanical code officials.

Refer to ZoomLock.com for the latest approved refrigerants list.

Patents




- Refer to the following website for an up-to-date list of patents:
<http://www.rlspressfittings.com/patents/>



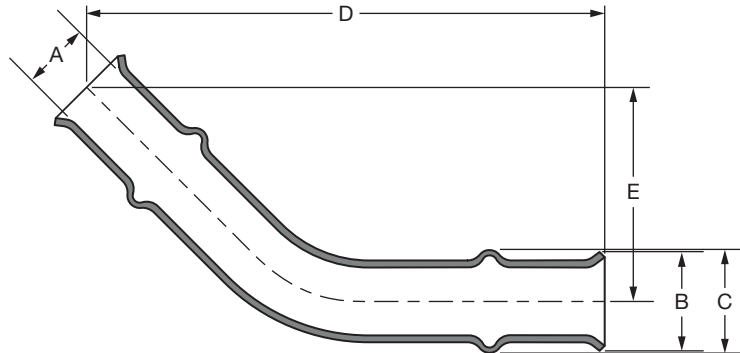
RIDGID is a registered trademark of RIDGID, Inc.

ZoomLock Flame-Free Refrigerant Fittings

Elbow - 45°




Dimensions



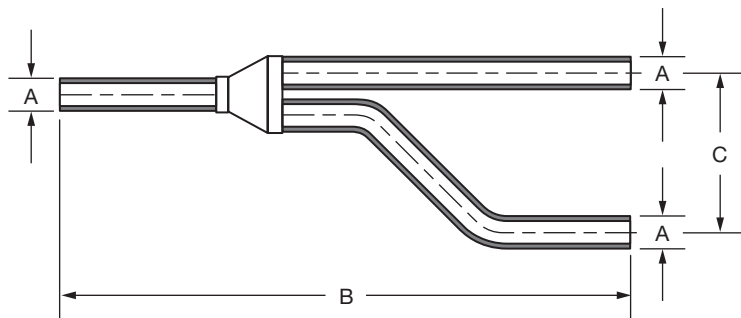
Size	Part Number	Description	Dimensions									
			A		B		C		D		E	
			Inch	mm	Inch	mm	Inch	mm	Inch	mm	Inch	mm
3/8	771402	PZK-45E6-HNBR	0.39	9.8	0.56	14.2	0.59	15.0	2.96	75.2	1.26	32.0
1/2	771403	PZK-45E8-HNBR	0.51	13.0	0.71	18.0	0.73	18.6	3.72	94.5	1.54	39.1
5/8	771404	PZK-45E10-HNBR	0.64	16.1	0.86	21.8	0.88	22.5	3.97	100.8	1.64	41.7
3/4	771405	PZK-45E12-HNBR	0.76	19.3	1.02	25.9	1.06	27.0	4.12	104.6	1.70	43.2
7/8	771406	PZK-45E14-HNBR	0.89	22.5	1.13	28.7	1.19	30.1	4.38	111.3	1.82	46.2
1-1/8	771407	PZK-45E18-HNBR	1.14	28.8	1.41	35.8	1.45	36.7	4.84	122.9	2.00	50.8
1-3/8*	771408	PZK-45E22-HNBR	1.39	35.2	1.68	42.7	1.75	44.4	5.67	144.0	2.55	64.8

*ZoomLock 1-3/8" fittings can only be crimped with 19 kN Klauke tools or RIDGID crimping jaws.

Y-Joints



Dimensions



Size	Part Number	Description	Dimensions					
			A		B		C	
			Inch	mm	Inch	mm	Inch	mm
3/8	771102	PZK-Y6-NA	0.38	9.5	7.59	192.0	2.37	60.0
1/2	771103	PZK-Y8-NA	0.50	12.7	8.97	227.0	2.49	63.0
5/8	771104	PZK-Y10-NA	0.63	15.9	9.49	240.0	2.61	66.0
3/4	771105	PZK-Y12-NA	0.75	19.1	10.20	258.0	2.73	69.0
7/8	771106	PZK-Y14-NA	0.88	22.2	12.13	307.0	2.89	73.0
1-1/8	771107	PZK-Y18-NA	1.13	28.6	13.16	333.0	3.56	90.0

Note: Not UL Approved. Includes foam insulation as shown.